



---

INVESTORS PRESENTATION

---

March 17, 2026

# LEGAL DISCLAIMER

## Forward-Looking Statements

This Presentation only contains summary information and was prepared in order to provide a concise and convenient presentation, and it does not in any way exhaust all information about the Company and its operations, and nothing in this Presentation shall replace the requirement to review the company's reports and reports to be published by the Company to the public, specifically including the final prospectus and the annual reports published by the Company (the "Reports").

This presentation may include forward-looking statements, as defined in the Securities Law, 5728-1968, including forecasts, evaluations, estimates and other information relating to future events and issues. Forward-looking statements may relate to, among other things, revenues, earnings, cash flows, capital expenditures and other financial items. Forward-looking statements may also relate to our business strategy, goals and expectations concerning our market position, future operations, profitability, liquidity and capital resources.

All statements other than statements of historical facts are forward-looking statements and can be identified by the use of forward-looking terminology such as the words "anticipate", "believe", "could", "estimate", "expect", "intend", "may", "plan", "predict", "project", "will" and similar terms and phrases.

Any forward-looking information contained in this presentation is based, in addition to existing information of the company, on present company expectations and evaluations regarding future developments and trends and on the interaction of such developments and trends. Although we believe the assumptions upon which any forward-looking statements are based are reasonable, any of these assumptions could prove to be inaccurate and the forward-looking statements based on these assumptions could be incorrect.

Our business and operations involve risks and uncertainties, many of which are outside our control, and any one of which, or a combination of which, could materially affect our results of operations and whether the forward-looking statements ultimately prove to be correct. Forward-looking statements are based on current expectations and are not guarantees of future performance.

The information and data contained in this Presentation may be subject to material changes. Actual results and trends in the future may differ materially from those suggested or implied by any forward-looking statements in this presentation depending on a variety of factors including those described in greater detail in our Periodical and Annual Reports and in other information we file and furnish with the Israel Securities Authority including under the heading "Risk Factors."

All written and oral forward-looking statements attributable to us or persons acting on our behalf are expressly qualified in their entirety by the previous statements. Except for any obligations to disclose information as required by applicable securities laws, we undertake no obligation to update any information contained in this presentation or to publicly release the results of any revisions to any statements that may be made to reflect events or circumstances that occur, or that we become aware of, after the date of this presentation.

The information contained herein does not constitute a prospectus or other offering document, nor does it constitute or form part of any invitation or offer to sell, or any solicitation of any invitation or offer to purchase or subscribe for, any securities of Hiper Global Ltd.

Nothing in this presentation shall in any way constitute or form part of any legal agreement or be relied on in connection with, any contract, commitment or investment decision.



As strategic partners we

**ENABLE**

our customers

**TO CREATE  
THE FUTURE**



- HIPER Global -

## From Innovation to Global Impact



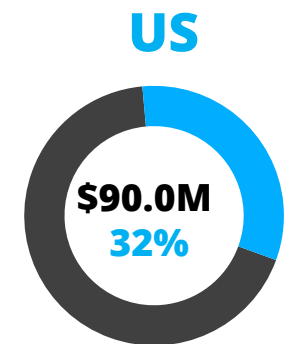
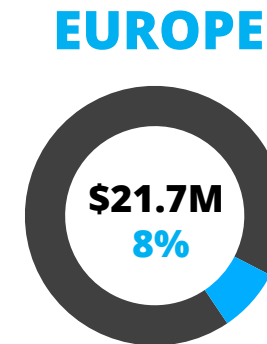
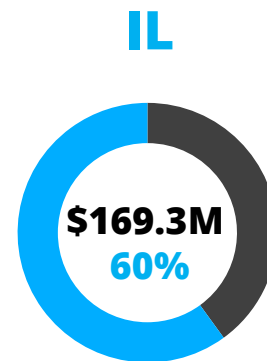
# 2025 KEY FACTS & FIGURES

**396**  
Employees worldwide

**9**  
Global Locations

**USD 281M**  
2025 Revenue

## REVENUES



Revenue by Sector – Adjusted for Cross-Sector revenues

Major acquisition

Small acquisition

## WHAT WE DO

Designing and delivering high-performance, mission-specific compute systems, for leading technology companies on a global scale



# HOW WE DO IT



## CREATING VALUE THROUGH TECHNOLOGICAL SUPREMACY

### UNMATCHED INDUSTRY EXPERTISE

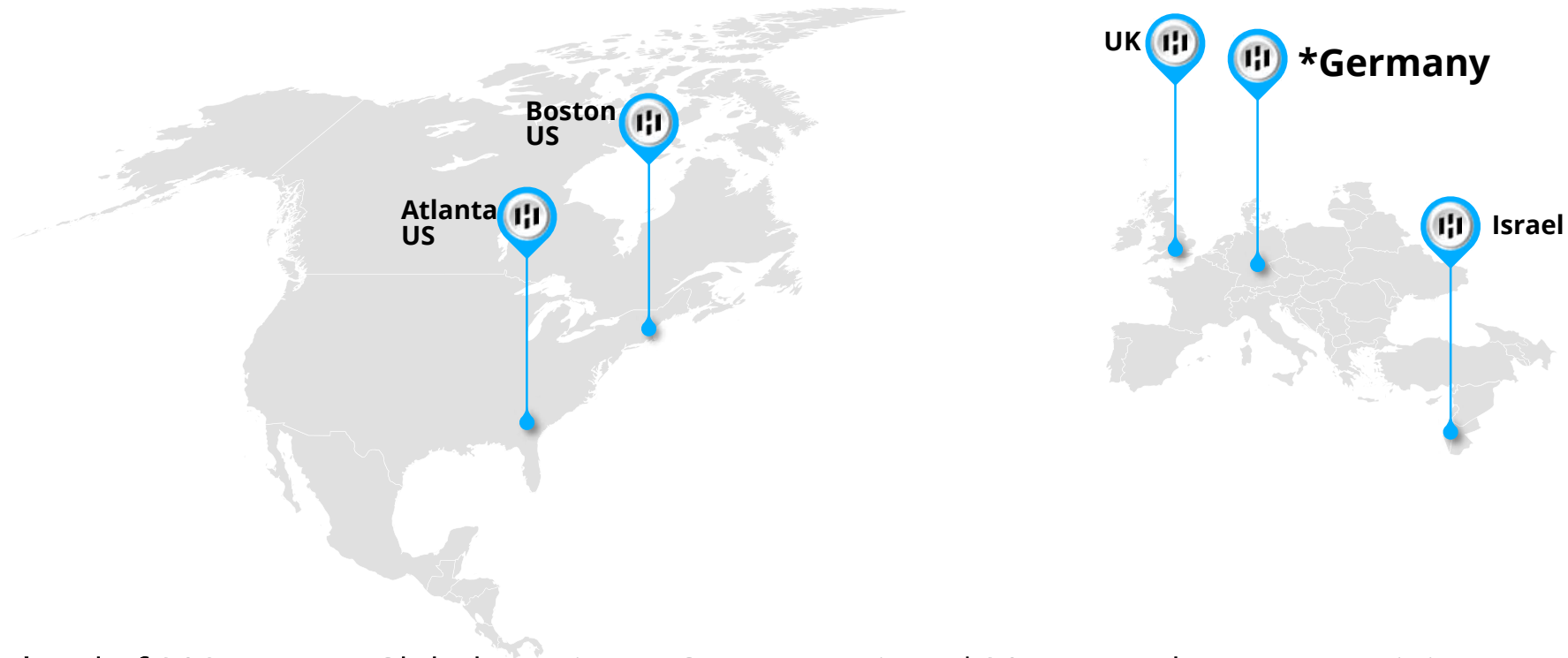
With over 30 years of diverse industry experience in the highly competitive Israeli hi-tech market, we offer an industry-leading level of expertise

### REVOLUTIONARY SOFTWARE INSIGHT

Our deep understanding of customers' software environments and their implications is a game-changer, significantly improving the product efficiency and performance

# GLOBAL FOOTPRINT AND OPERATIONS

Our multiple R&D and fulfillment sites ensure a localized approach, custom designed to meet the unique requirements of diverse markets



\*End of 2025: HIPER Global acquires a German entity (~\$30M annual revenue), gaining a strategic EU foothold.

# CUSTOMIZED INDUSTRY- SPECIFIC SOLUTIONS



Defense & Military



Semiconductors



Artificial  
Intelligence



Media & Telecom



Cybersecurity &  
Surveillance



Medical Devices




Industrial  
Automation

# THE HIPER GLOBAL DIFFERENCE




## GLOCAL APPROACH

Supporting customers' local R&D, followed by production and delivery of the products from any HIPER Global facility worldwide, thus enabling global reach without any additional effort or cost



## TECHNOLOGICAL SUPREMACY

Years of supporting the highly innovative and demanding Israeli hi-tech industry, have led to a technological superiority that far exceeds our competition and enables us to deliver "Black belts" solutions



## STRATEGIC PARTNERSHIPS

HIPER Global's long-term and formidable partnerships with numerous leading technology vendors, enables us to provide customers with customized cutting-edge solutions



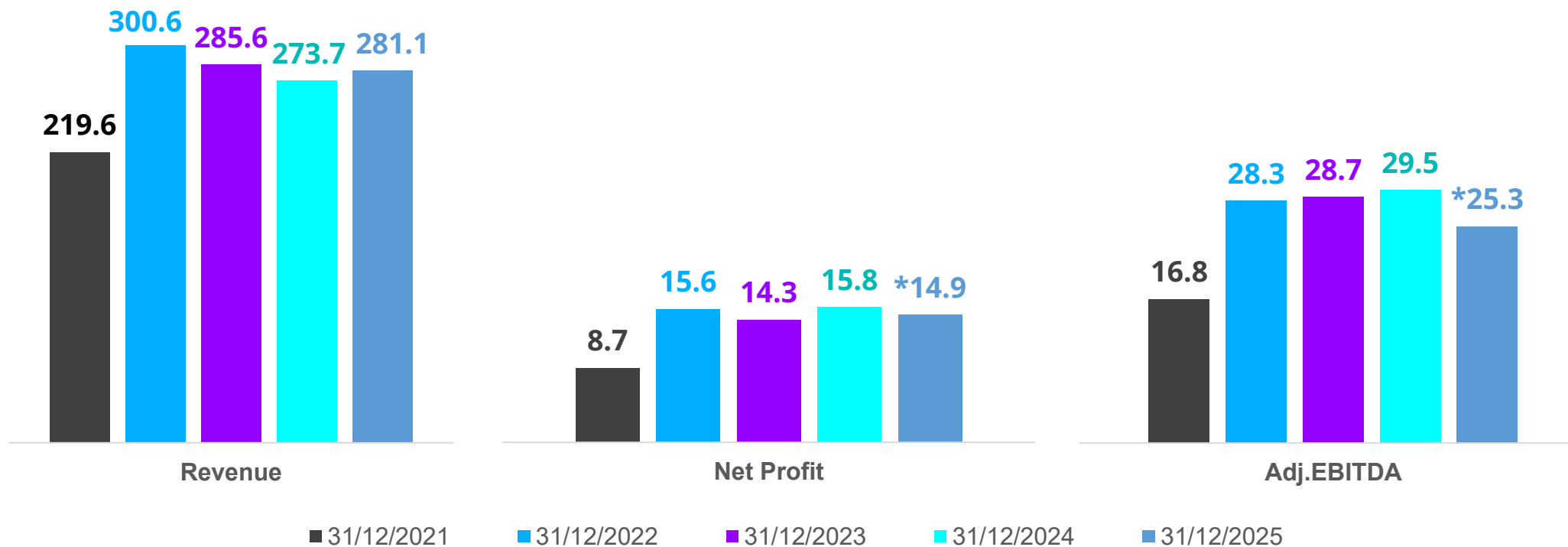
## CROSS INDUSTRY EXPERIENCE

Extensive experience with the widest range of industries and technologies, allows our customer to achieve the most efficient time-to-market and cost-effective solution



# 2025 KEY FINANCIAL FIGURES

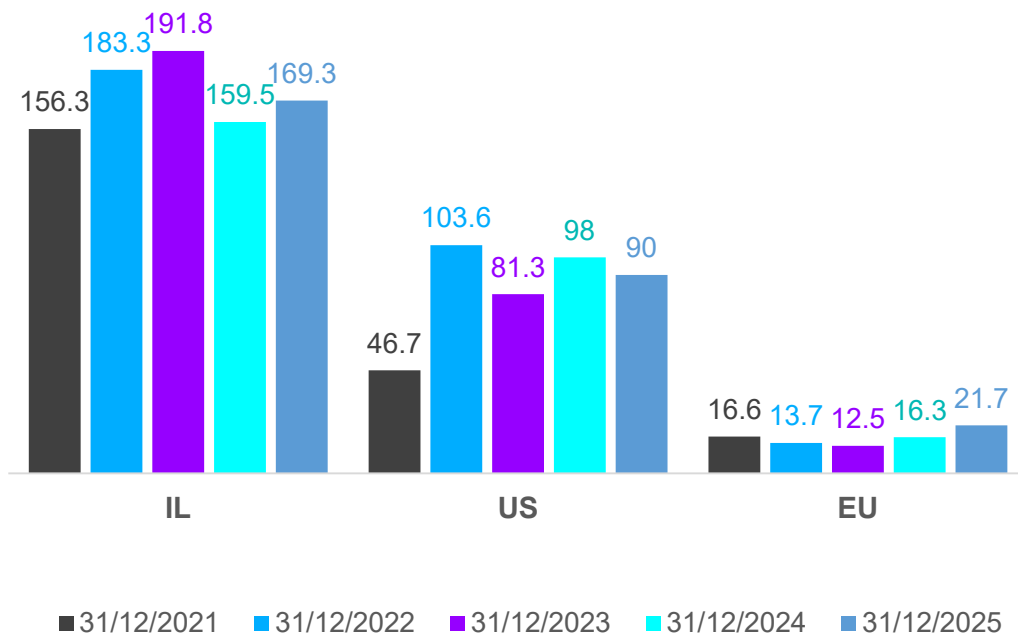
# 2025 ANNUAL RESULTS (USD M)



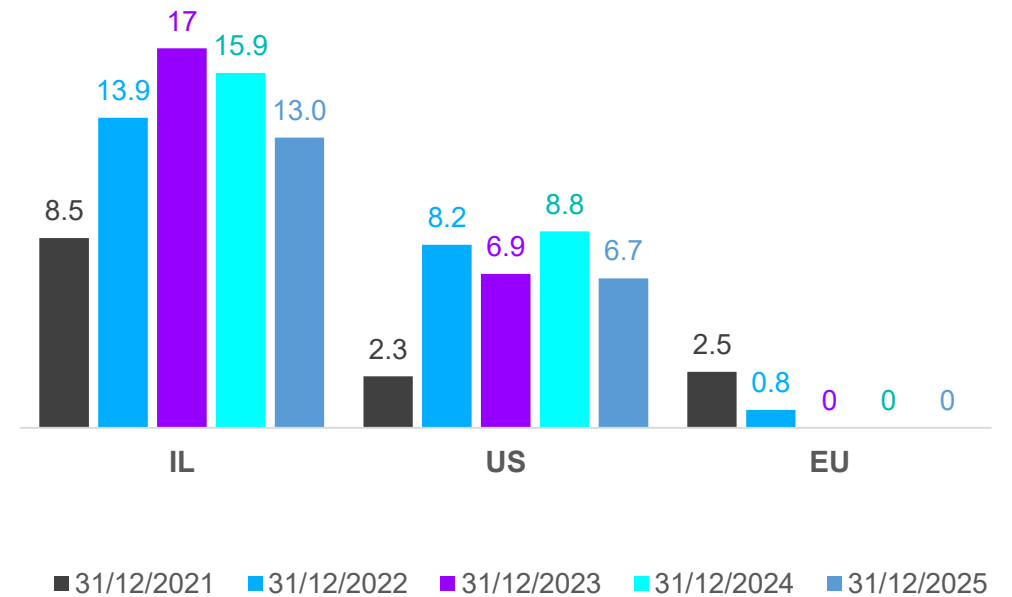
\* ILS appreciation vs. USD increased the dollar value of Israel-based costs (mainly salaries), reducing 2025 profit by ~ \$2M  
\* ~\$1M in one-time M&A expenses in 2025 related to the UK and Germany acquisitions (mainly legal and professional fees)

# 2025 RESULTS BY REGIONS (M USD)

## Revenue

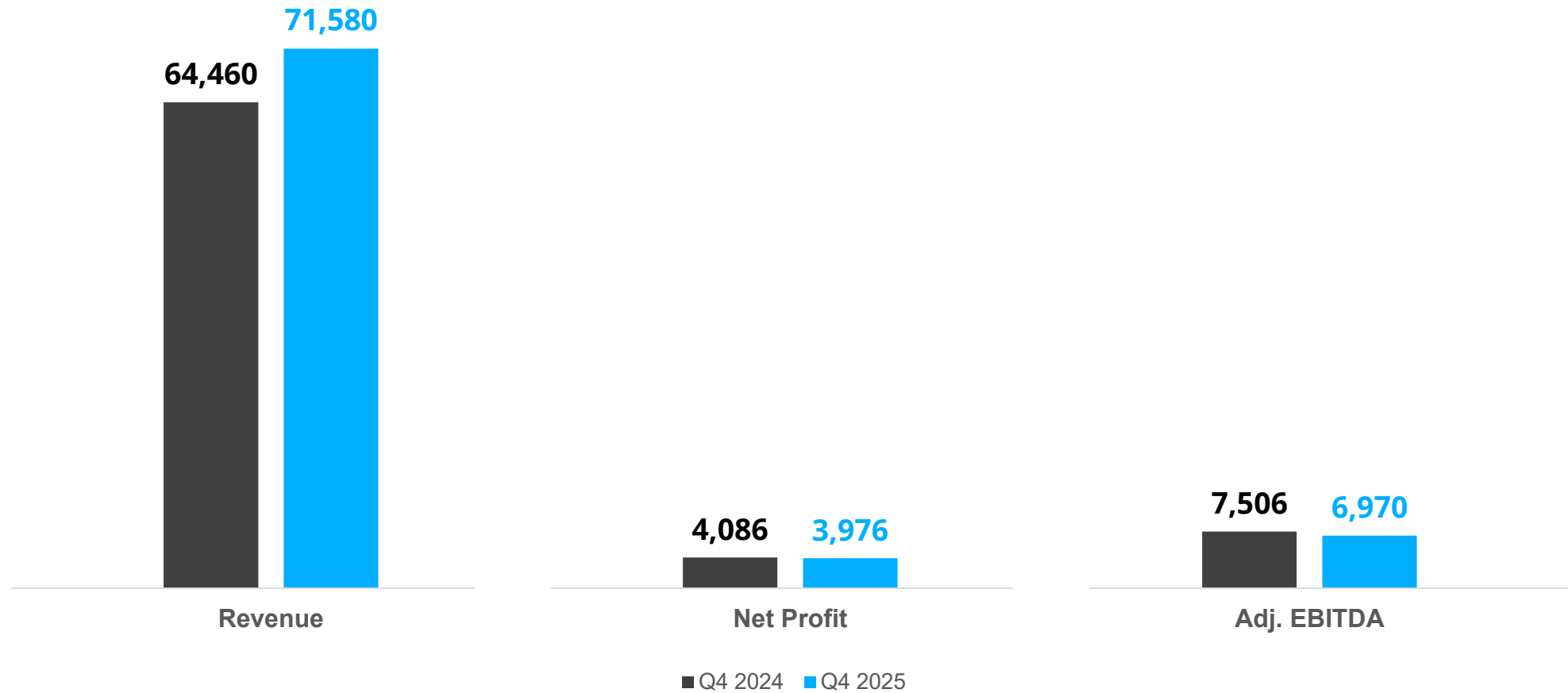


## Operating Profit



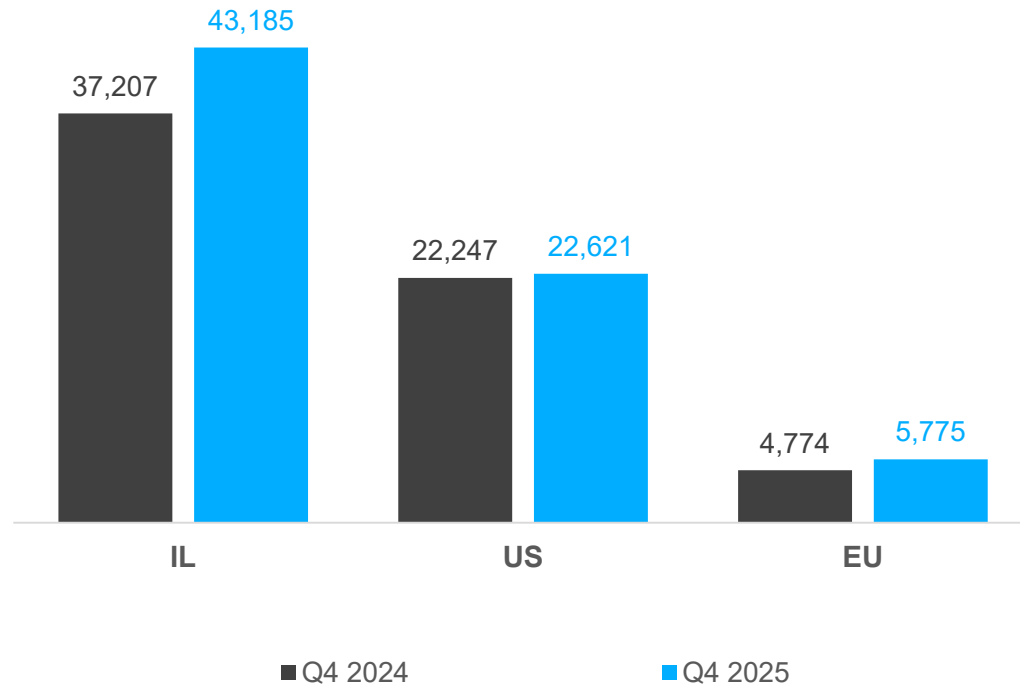
- EU holds the company's revenue for Europe, primarily in Switzerland, Germany and the UK
- Revenue by Sector – Adjusted for cross-sector revenues

# Q4 2024-2025 RESULTS (USD M)

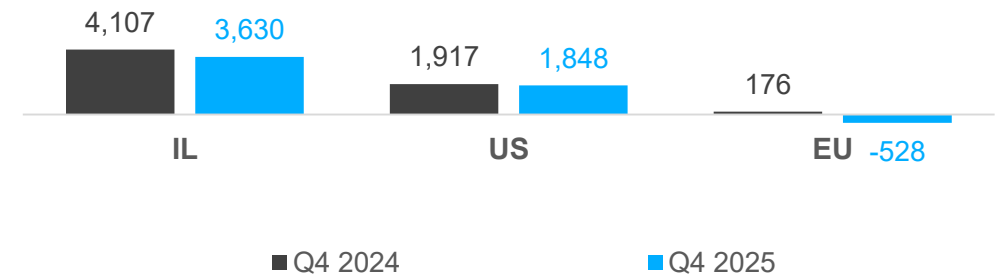


# Q4 2024-2025 RESULTS BY REGIONS (USD M)

## Revenue



## Operating Profit



# 2025 BALANCE SHEET (USD M)

	31.12.2024	31.12.2025
<b>Current assets</b>	142.4	148.1
<b>Non-current assets</b>	32.6	47.3
<b>Current liabilities</b>	67.9	74.2
<b>Long-term liabilities</b>	15.8	21
<b>Total Equity</b>	91.3	100.2
<b>Total balance</b>	175	195.4
<b>Total equity to balance</b>	52.2%	51.3%
<b>Net financial debt</b>	11.7	23.1
<b>Net financial debt to balance</b>	6.7%	11.8%

- On January 2026, HIPER Global completed a private equity offering, raising approximately \$27 million from institutional investors in Israel

# NAVIGATING THE MACRO ENVIRONMENT IN 2025



## GLOBAL GEOPOLITICAL INSTABILITY

Managing operations amidst shifting international alliances and regional tensions



## REGIONAL CONFLICT (GAZA)

Ongoing local hostilities impacting logistics and resource allocation



## USD/ILS EXCHANGE RATE VOLATILITY

Profitability pressure driven by the strengthening of the NIS against the USD



## U.S. FEDERAL GOVERNMENT SHUTDOWNS

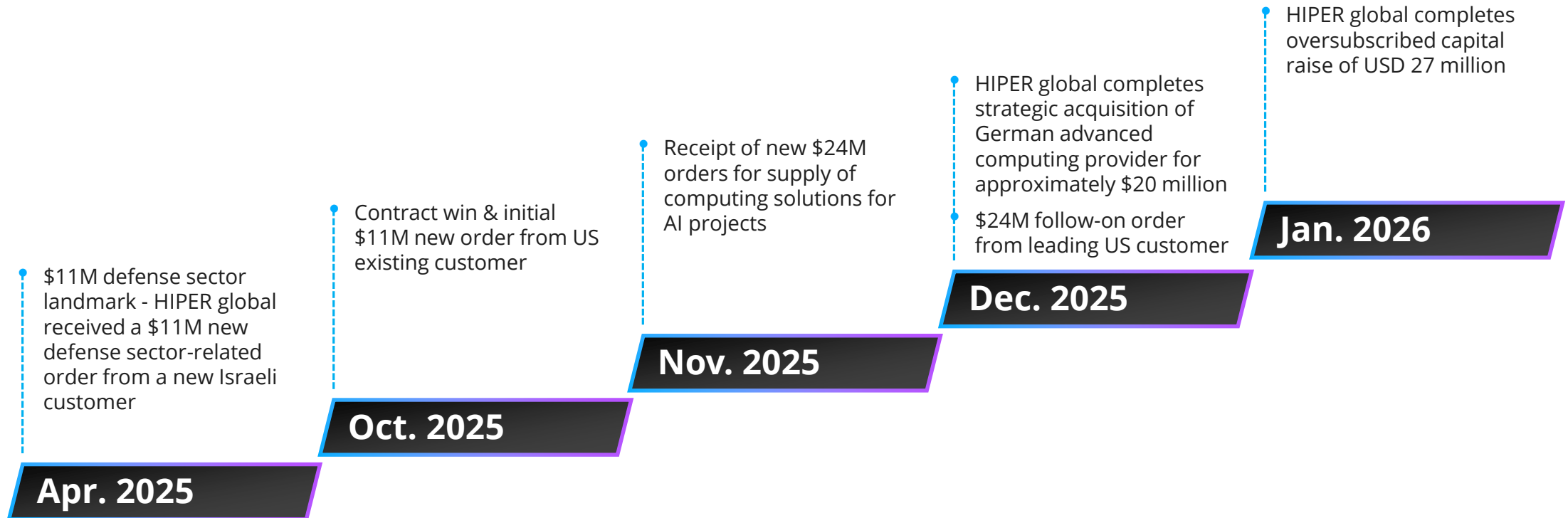
Delays in budget approvals leading to a slowdown in order realization within the U.S. Defense sector



## FREQUENT PRODUCT REFRESHES

Triggered by global component volatility and market shifts, are currently impacting short-term profitability

# SIGNIFICANT BUSINESS DEVELOPMENTS - TRAILING 12 MONTHS



# GLOBAL STRUCTURAL MARKETS ARE SHIFTING



Unprecedented expansion of global defense budgets

HIPER Global provide mission critical hardware solutions, and a full ecosystem for next-gen defense systems



Semiconductors reshoring and system integration demand rising

HIPER delivers a proprietary, FAB-ready ecosystem where virtualization and security meet industrial hardware. This "Hardware-Software Handshake" transforms our solutions from a vendor commodity into a mission-critical component of the customer's proprietary IP



AI-driven compute requirements are now the baseline for competitive enterprise and industrial operations

HIPER Global build the specialized hardware architecture to run AI at scale

HIPER Global is deeply integrated into high-barrier-to-entry markets - Defense, Semiconductors, and AI



# MEDIUM TERM OVERLOOK - FROM INFRASTRUCTURE READINESS TO REVENUE ACCELERATION


- 2025 was showed many significant projects won which will transition into 2026
- A \$240M order backlog - a 40% increase since year-end 2024 provides robust revenue visibility and underscores the market's confidence in our delivery
- Our **operational footprint is fully in place** to support global deployment across all major Western markets (US, UK, and now EU)
- Continued investment in HIPER Global's **proprietary IP and product-based** growth, to capture higher margins and deeper customer "stickiness"

# KEY FUTURE VALUE DRIVERS



## M&A

- Leveraging 16 years of experience and 10+ successful M&As to target high-value defense and IP-based opportunities in the US market.



## TRANSFORMING THE ACQUISITIONS

- Leveraging HIPER Global's technological capabilities and financial scale to penetrate high-barrier enterprise markets and manage complex projects.



## ORGANIC GROWTH

- Develop an ecosystem promoting Gen AI/Edge AI computing solutions within existing customers and new markets.
- Expanding our unique capabilities to fuel growth in the growing global defense sector.



## IP-DRIVEN INNOVATION

- Scaling the business through continued, disciplined investment in proprietary intellectual property and product-based growth, ensuring long-term competitive differentiation and higher-margin revenue streams.



# Build The Future, Faster

---

THANK YOU

---